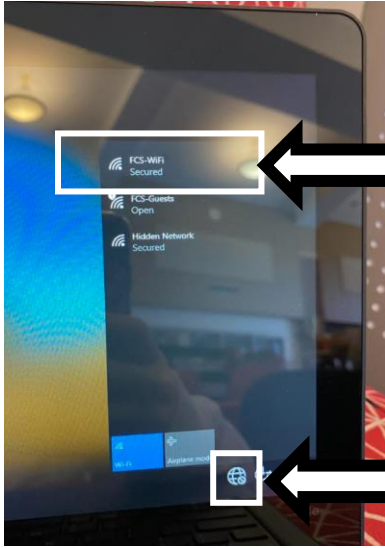


Instructions for Laptops

Connecting to the WiFi


Once you get your laptop, start by making sure it is on the Fulton County WiFi.



Choose, FCS WiFi and wait for it to connect.

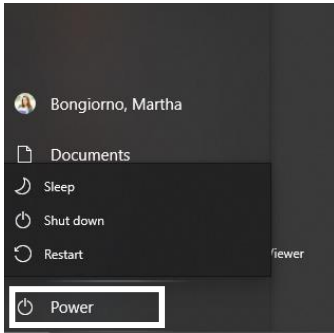
If you get the globe symbol, you need to connect the WiFi by clicking on it.



1. If it is connected, you will see the  symbol.
2. If it is not connected, click on the globe symbol and then choose FCS-WiFi.
3. Wait for the FCS WiFi to connect and give you the WiFi symbol.

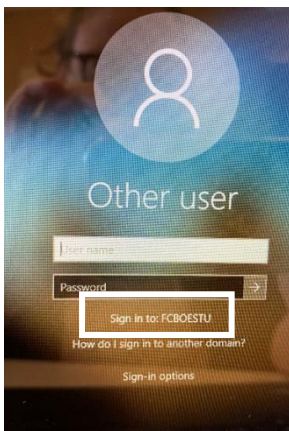
>> RESTART YOUR COMPUTER AFTER WIFI IS CONNECTED. <<

What is a restart?



- A restart is not simply pushing the power button and shutting down the computer.
- For your computer to work properly, you need to restart your computer at least twice a week during Flex.
- For a restart, you must hit the power button, and choose restart.

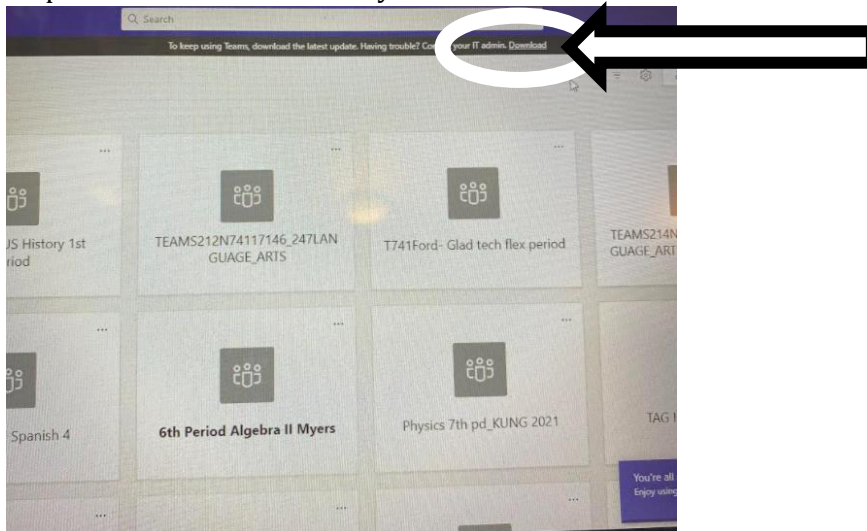
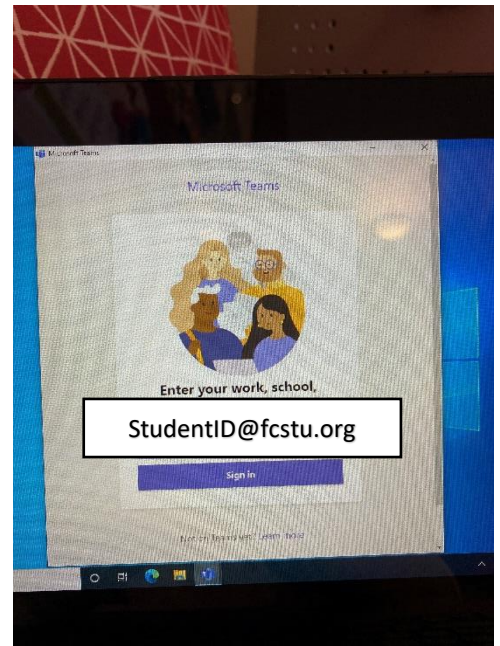
Signing Into Computer



1. Tap "Other User" on the bottom, left hand of the screen if the device says Administrator.
2. Login using your Fulton credentials
 - a. Username: your student ID
 - b. Password: Your normal Fulton password you use for everything else (MMDDYYYY if new to FCS)
3. **If you do not log in before you leave campus, you will not be able to use your device.**
4. If you cannot login, make sure the device says FCBOESTU under the login. If it says FCBOE, give it a restart.

Microsoft Teams

1. Teams will automatically open when you sign-in to your device.
2. Once it opens, it may ask you to login. It may already be filled out for you.
3. If you need to login, use your Fulton credentials
 - a. Username: studentID#@fcstu.org
 - b. Password: Your normal Fulton password you use for everything else (MMDDYYYY if new to FCS)
4. Once Teams is logged in, you may need to update it.
5. You will get a *TINY* message at the top of Teams saying it might not be the latest version. Just click download to automatically make it update.
6. Be patient. This download may take a minute or two.



Computer Updates

- You may get a black screen flicker in the next few days, and then get stuck on an updates screen.
- **DO NOT POWER OFF. THIS JUST BEGINS THE PROCESS AGAIN.**
- It may a long time to update, but you need to let it do this.

